

# copaSKY prosthetic


## copaSKY - implant overview

### copaSKY ultra short



### copaSKY


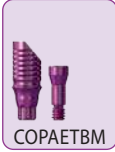




Including a cover screw 



Description	copaSKY 3.5	copaSKY 4.0	copaSKY 4.5	copaSKY 5.0	copaSKY 6.0
Piece	1	1	1	1	1
Incl. a cover screw	✓	✓	✓	✓	✓
Sholder Ø / mm	3.3	3.3	3.3	3.3	3.3
Implant Ø / mm	3.59	4.09	04:59	05:19	5.99
Height machined/mm	-	-	-	-	1.5
Height etched/mm	0.3	0.4	00:45	0.5	0.6
Height blasted/etched					
5.2 mm	-	4.8	4.75	4.7	4.6
8 mm	7.7	7.6	07:55	7.5	7,4
10 mm	9.7	9.6	09:55	9.5	-
12 mm	11.7	11.6	11:55	11.5	-
14 mm	13.7	13.6	13.0	-	-
16 mm	-	-	-	-	-
5.2 mm					
Single-start screw thread					
max. thread depth / mm	-	00:55	00:55	0.60	0.65
8 - 16 mm					
Double thread					
max. thread depth / mm	00:45	00:45	00:45	00:45	00:45





**copaSKY - Prosthetics overview**

<p><b>BioHPP copaSKY elegance abutments</b></p>  <p>COPAEM00 COPAEM15</p>	<p><b>copaSKY elegance titanium base 0°</b></p>  <p>COPAETBM</p>	<p><b>BioHPP copaSKY elegance prefab</b></p>  <p>COPEPMST</p>	<p><b>copaSKY uni.cone abutments</b></p>  <p>COPAUC01 COPAUC02 COPAUC03 COPUC252 COPUC253 COPUC352 COPUC353</p>
--	---	--	---




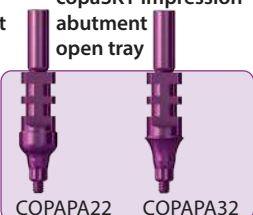
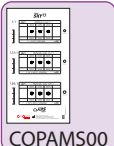
**SKY uni.cone prosthetic**



SKYUCGF2 SKYUCSNP SKYUCREG SKYdUCLA SKYUCAOL SKYUSCIE SKYUCAGK SKYUCTLA SKYUCPKT SKYUCPKC SKYUCPKK SKYUCPKS

<p><b>CAD/CAM open systems</b></p> <p><b>copaSKY uni.fit scan abutment intra- / extraoral</b></p>  <p>COPAUSCI</p>	<p><b>copaSKY prefab titanium set</b></p>  <p>COPPFTST</p>	<p><b>copaSKY uni.fit titanium base</b></p>  <p>COPAUTB2 COPAUTB3</p>	<p><b>CAD/CAM closed system</b></p> <p><b>copaSKY titanium base L for CEREC®</b></p>  <p>COPCTBL2 COPCTBL3</p>
--	--	--	--

**Accessories**

<p><b>copaSKY implant analogue 3D-Print</b></p>  <p>COPAIA50 copdIA50</p>	<p><b>copaSKY gingiva former</b></p>  <p>COPAGF22 COPAGF34 COPAGF36</p>	<p><b>copaSKY impression abutment closed tray</b></p>  <p>COPAGL21 COPAGL31</p>	<p><b>copaSKY impression abutment open tray</b></p>  <p>COPAPA22 COPAPA32</p>	<p><b>copaSKY X-tray-templates</b></p>  <p>COPAMS00</p>
--	--	---	--	--

**Abutments**

<p><b>copaSKY EXSO abutments</b></p>  <p>COPEX002 COPEX172 COPEX352 COPEX003 COPEX173 COPEX353</p>	<p><b>SKY closed tray impression cap NP</b></p>  <p>SKYnPAKA</p>	<p><b>copaSKY abutment screw M1.6</b></p>  <p>COPASM16</p>	<p><b>copaSKY laboratory screw M1.6</b></p>  <p>COPALM16</p>
---	--	---	---

<p><b>copaSKY titanium abutments</b></p>  <p>COPAPO00 COPAPO15 COPAPO16 COPAPO25 COPAPO26</p>	<p><b>copaSKY bridge and bar abutments</b></p>  <p>COPABRS2 COPABRS3 mSKYpara</p>	<p><b>copaSKY TiSi.snap abutments</b></p>  <p>COPTISI2 COPTISI3</p>
--	---	--

Scale= 1:1, 1,12:1, 1,26:1